



PSC-250W Series Single-Output Switching Power Supply with Battery Charging Function (UPS)

Summary

- > The international universal AC input voltage range is switched by a toggle switch.
- > Compact size, lightweight, and high efficiency.
- > Protection features: short circuit / overload.
- > Low battery voltage protection.
- > Equipped with power-on/charging/mains display (light-emitting diode).
- > 100% full-load burn-in test.
- > Power-on LED indicator light.
- > 3-year quality warranty.



General Specification

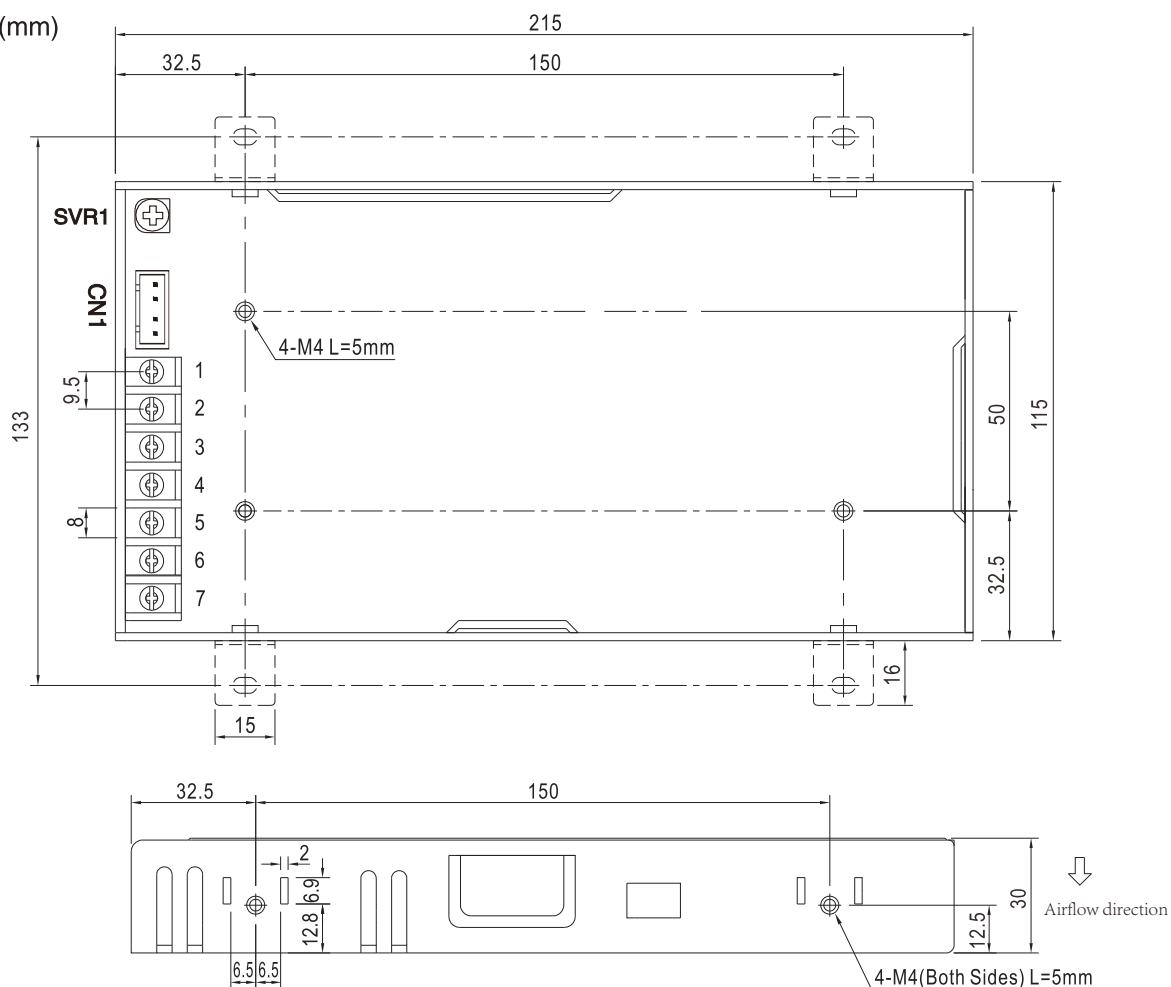
215 × 115 × 30mm

Model	PSC-250-12		PSC-250-24	
DC Output Voltage	CH1:13.8V	CH2:13.8V	CH1:27.6V	CH2:27.6V
Output Voltage Tolerance	± 1%	-----	± 1%	-----
Rated Output Current	14.5A	3.5A(charge)	6.5A	2.5A(charge)
Output Current Range	0~18A	-----	0~9A	-----
Output Power	250W		250W	
Ripple and Noise	180mVp-p	-----	200mVp-p	-----
Adjustable Range of DC Voltage	CH1:11.3~14.9V		CH1:21.3~29.8V	
Start-up, Rise, and Hold Time	600ms,50ms,80ms/230VAC.1200ms.50ms.16ms/115VAC.			
Input Voltage Range	90~264VAC or 135~370VDC			
AC Input Current	4.5A/115VAC 2.5A/230VAC			
Efficiency	87%		89%	
Inrush Current	Cold Start Current 45A/115VAC 55A/230VAC			
Leakage Current	<1mA/240VAC			
Overload Protection	Overload protection will be activated at 105% to 115% of the rated output power.			
	Protection mode: AC charging mode: Isolation mode, the system can automatically resume operation after the abnormal load condition is removed.			
Low Battery Voltage Protection	9.5~10.3V		19~20.5V	
	Protection mode: Output cut-off.			
Introduction to UPS Function	Long-term online float charging for batteries with high efficiency, over 98% fullness.			
	Automatically stops charging when full to prevent overcharge and extend battery life.			
	Automatic switch between utility power and battery without delay, no manual operation needed.			
	Cold start capability allows UPS to start directly from battery in case of no utility power, meeting emergency needs.			
Operating Temperature and Humidity	-20 ° C to~60 ° C; 20%~90% RH (Please refer to the load derating curve).			
Storage Temperature and Humidity	-20 C ~+85 C ;10%~95%RH Non-condensing			
Shock Resistance	10~500Hz, 2G 10min./per cycle, duration 60 minutes, on each axis			
Voltage Withstanding Capability	Between input and output: 1.5 kVAC Between input and ground: 1.5 kVAC Between output and ground: 0.5 kVDC			
Insulation Resistanc	Between input and output, input and ground, output and ground: 100 MΩ / 500 VDC			
Dimensions	215*115*30mm(L*W*H)			
Packaging	0.75kg/20pcs/18.5kg/0.041m³			

Notes:

1. All parameters, unless otherwise specified, are measured at an input voltage of 230VAC, rated load, and a temperature of 25 ° C.
2. Ripple and noise voltage are measured using a 20MHz bandwidth oscilloscope with 12-inch twin leads terminated with 0.1 μ F and 47 μ F capacitors.
3. Tolerance is the sum of voltage setting error, voltage regulation, and current regulation.

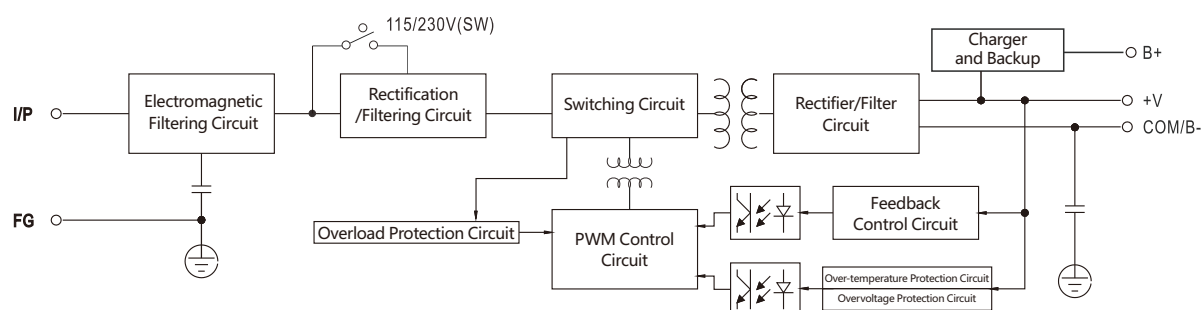
Overall dimension(mm)



Terminal Pin Allocation

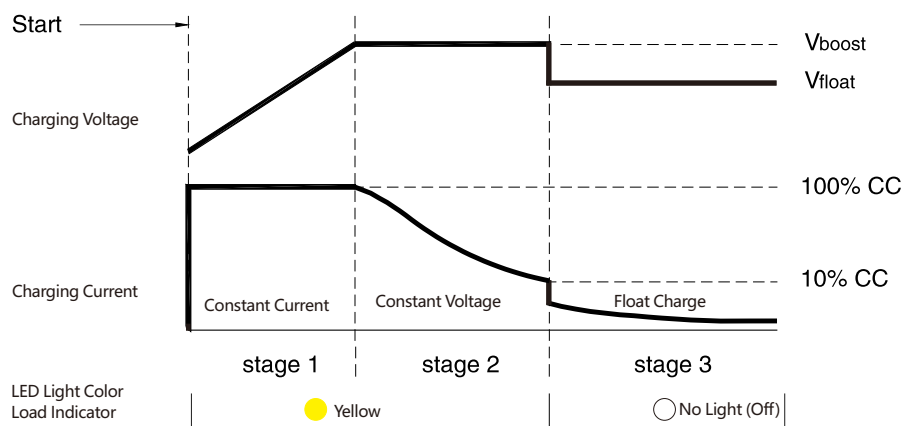
Pin Number	Allocation	Pin Number	Allocation
7	AC/L	4	DC OUTPUT +V
6	AC/N	3	BAT+V
5	FG \perp	2	DC OUTPUT -V
		1	BAT-V

PWM Frequency: 65KHz



WEHO[®] PSC-250W Series Single-Output Switching Power Supply with Battery Charging Function (UPS)

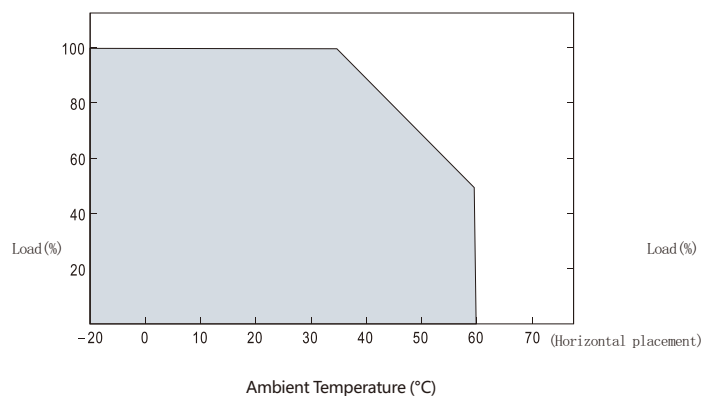
Charging Curve



CN1 Instructions for External Indicator Lights

Indicator Light Color	Explanation
Green	DC OUTPUT Indicator Light
Red	AC INPUT Indicator Light
Yellow	Battery Charging Indicator Light

Load Derating Curve



Static Characteristic Curve

