ENCLOSED AC-DC POWER SUPPLY

LRS-200 Series

200 W series | Single-output switching power supply

Output options: 5, 12, 15, 24, 48 V DC



01 Output ratings

Model	LRS-200-5	LRS-200-12	LRS-200-15	LRS-200-24	LRS-200-48
DC output voltage	5 V	12 V	15 V	24 V	48 V
Output current range	0-40 A	0-17 A	0-14 A	0-8.8 A	0-4.4 A
Efficiency	85.5%	85.5%	86%	88%	89%
Ripple and noise	150 mV p-p	150 mV p-p	150 mV p-p	150 mV p-p	200 mV p-p
Line regulation	±0.5%	±0.5%	±0.5%	±0.5%	±0.5%
Load regulation	±0.5%	±0.5%	±0.5%	±0.5%	±0.5%
DC voltage adjustment	±10%	±10%	±10%	±10%	±10%

02 Input, protection and insulation

Input voltage	90-132 / 180-264 V AC (switch-selectable), 47-63 Hz; 240-370 V DC
Inrush current	60 A at 230 V AC (cold start)
Overload protection	110-150%: output shuts off; automatic recovery.
Other protection	Overcurrent protection / Short-circuit protection
Setup / rise time	230 V AC: 1500 / 50 ms; 115 V AC: 1500 / 50 ms. Hold-up time not specified.
Withstand voltage	Input-output: 1.5 kV; input-FG: 1.5 kV; output-FG: 0.5 kV (1 min).
Insulation resistance	100 MOhm at 500 V DC, input-output / input-FG / output-FG; 25 °C, 70% RH.

03 Operating and mechanical data

Operating temperature	-20 to +70 °C; see derating conditions on page 2.
Dimensions (L × W × H)	215 × 115 × 30 mm
Unit weight	0.66 kg
Packing	37.5×25×26 cm; 20 pcs; 13 kg

04 Mechanical outline

Dimensions in millimetres

Terminal layout and mounting holes

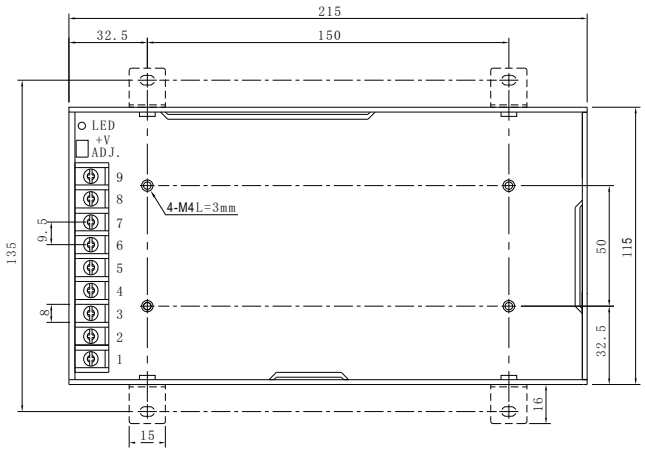

Side mounting holes

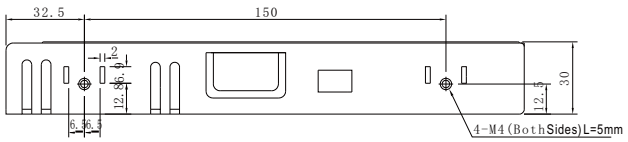

Drawing: body length × width × height

215 × 115 × 30 mm

135 mm across mounting ears.

Terminal assignments

AC input	Protective earth	DC output -V	DC output +V
Pins 1, 2	Pin 3	Pins 4, 5, 6	Pins 7, 8, 9

05 Load derating

Ambient temperature

Derating Curve

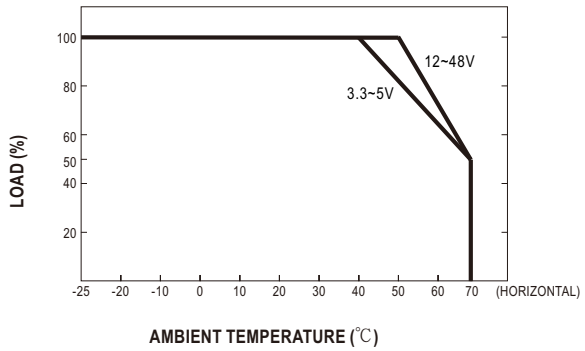

AC input voltage

Static Characteristics

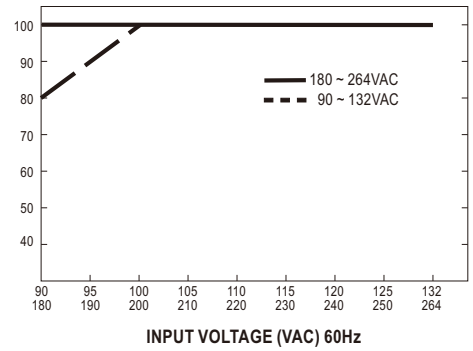

For 5 V, use the 3.3-5 V trace; for the other listed outputs, use the 12-48 V trace. The 3.3 V label is not an ordering option. Use within -20 to +70 °C and the input limits on page 1. Follow the plotted frequency and mounting conditions. Percentage load does not establish the 5 V current rating.

06 Functional block diagram

Block Diagram

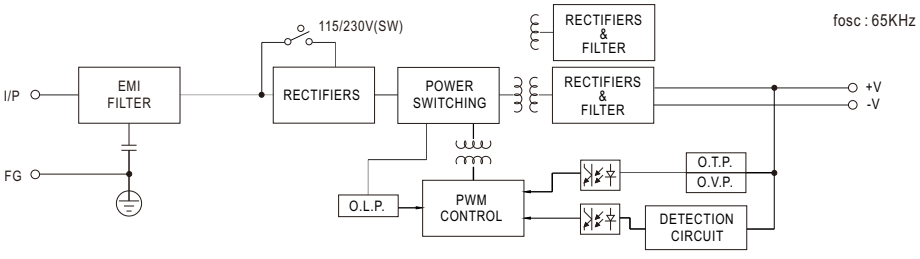

These model-matched reference diagrams do not establish new output ratings, protection limits, test results, certifications or warranty coverage.