S-2000 Series

2000 W / Single-output switching power supply

Output options: 24, 27, 36, 48 V DC

Choose the column for the complete output model.

01 Output ratings

Model	S-2000-24	S-2000-27	S-2000-36	S-2000-48
DC output voltage	24 V	27 V	36 V	48 V
Output current	0-83 A	0-74 A	0-55 A	0-41 A
Efficiency	80%	85%	86%	87%
Ripple / noise (mV p-p)	120	200	200	240
Line regulation	+0.5%	+0.5%	+0.5%	+0.5%
Load regulation	+0.5%	+0.5%	+0.5%	+0.5%
DC voltage adjustment	Unconfirmed*	Unconfirmed*	Unconfirmed*	Unconfirmed*

* The 10% adjustment figure has an unconfirmed sign. Do not assume a signed adjustment range.

02 Input, protection and insulation

Input voltage	200-264 V AC
Inrush current	45 A at 230 V AC (cold start)
Overload protection	105-135%: output shuts off; automatic recovery.
Setup / rise / hold-up	2000 / 50 / 20 ms at 230 V AC, full load.
Withstand voltage	Input-output: 1.5 kV; input-FG: 1.5 kV; output-FG: 0.5 kV (1 min).
Insulation resistance	100 megohms at 500 V DC: input-output, input-FG and output-FG.

03 Operating and mechanical data

Operating temperature	-10 to +50 °C
Dimensions (L × W × H)	291 × 132 × 136 mm (table); see height discrepancy on page 2.
Unit weight	5.3 kg
Packing	38 × 37.5 × 21 cm; 2 units per carton; 11 kg per carton

S-2000 mechanical dimensions

291 × 132 × 136 mm (length × width × height; table values)

Wide face

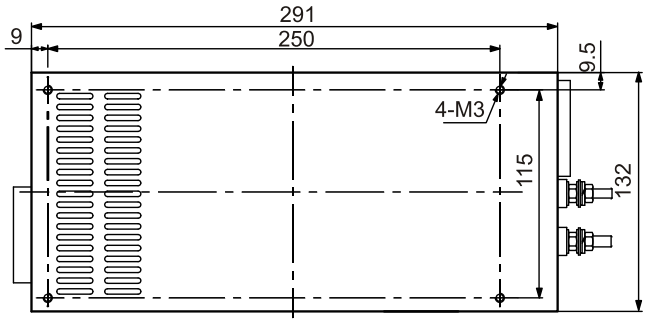

Narrow face

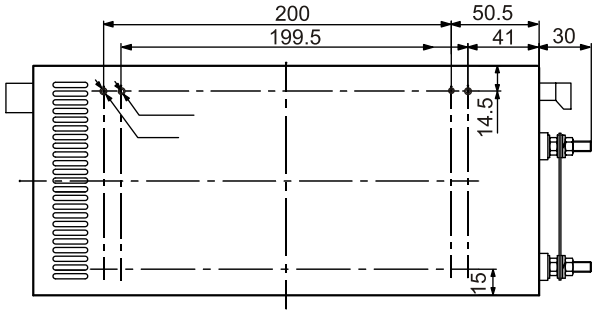

Fan end

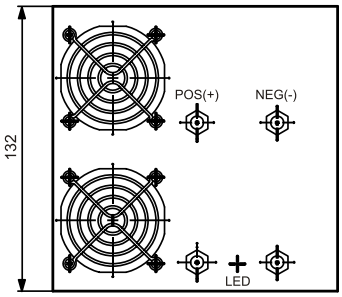

Connector end



Terminal markings

POS (+)	Positive output
NEG (-)	Negative output

Terminal identification

The connector view numbers three positions but gives no pin-to-function key. Confirm the connections on the unit.

Mounting reference

The table lists 136 mm in height; the fan-end drawing shows 132 mm. Confirm installed height before setting clearance.

Allow separately for the 30 mm terminal projection beyond the 291 mm body.

Dimensions are in millimetres. Check the markings on the actual unit before installation.